

Oral Health Through a Social Justice Lens

Laurie J. Norris, JD

Formerly the Senior Policy Advisor for Oral Health
at the Centers for Medicare & Medicaid Services (CMS)

Overview

- One Family's Story
- The Impact
- Challenges Remain
- What You Can Do

One Family's Story



One Family's Story



One Family's Story



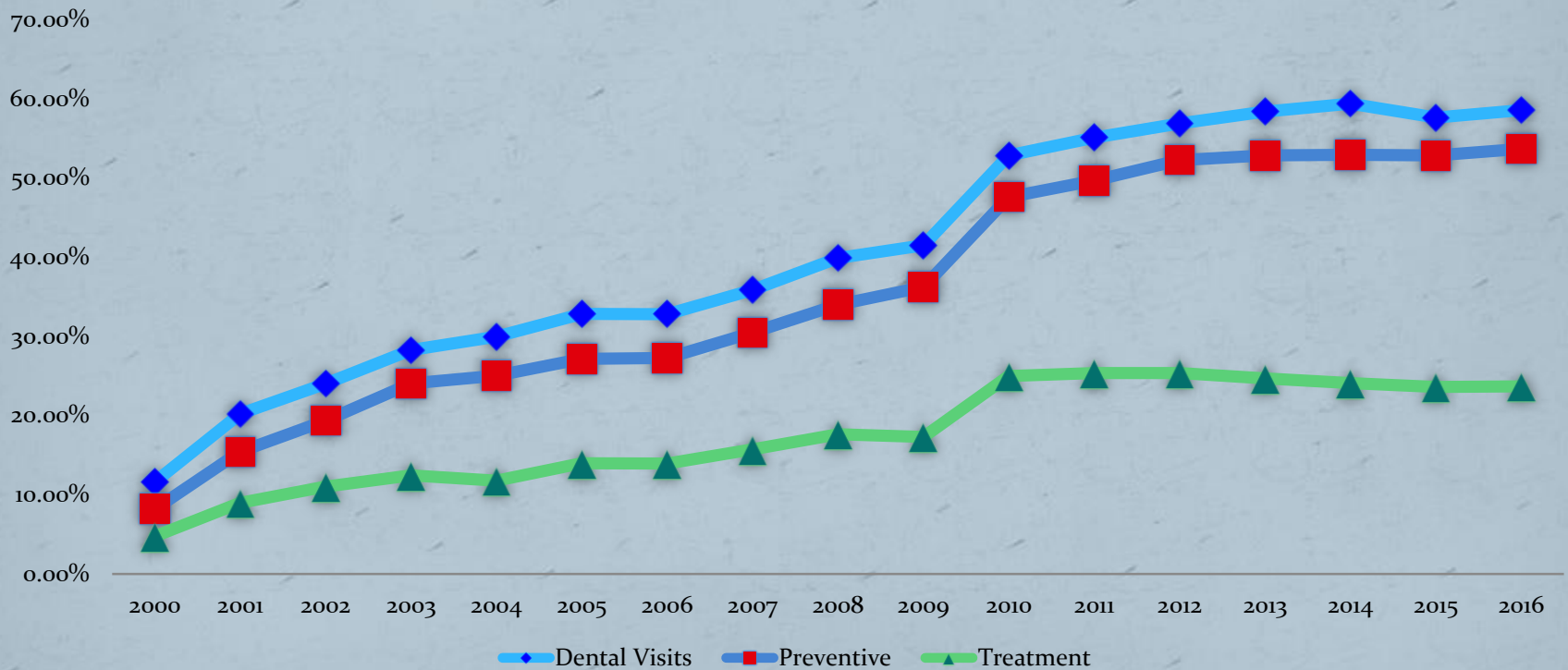
For Want of a Dentist

Pr. George's Boy Dies After Bacteria From Tooth Spread to Brain

The Impact

Impressive Progress in Maryland

Proportion of Maryland Children Ages 1-20 in Medicaid Receiving Dental Services FFY 2000 - FFY 2016

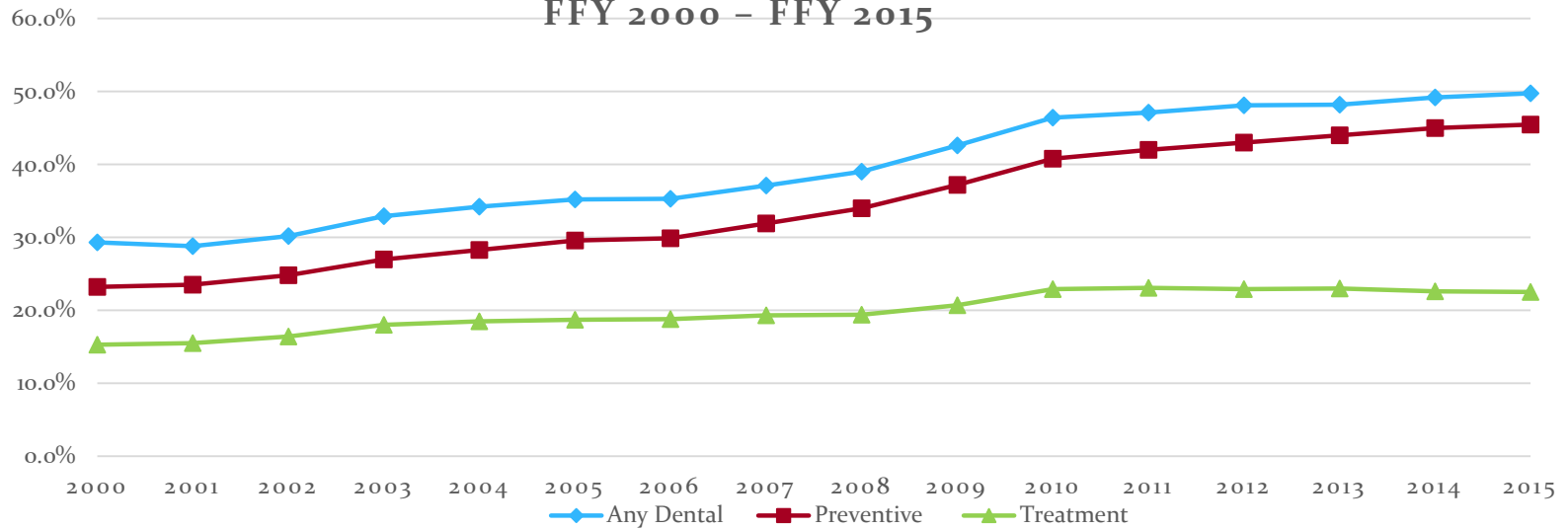


Source: FFY 2000-2016 CMS-416 reports, Lines 1, 1b, 12a, 12b, and 12c

Steady Progress Across the Country

PROPORTION OF CHILDREN, AGE 1-20, ENROLLED IN MEDICAID FOR AT LEAST 90 DAYS WHO RECEIVED DENTAL SERVICES

FFY 2000 – FFY 2015



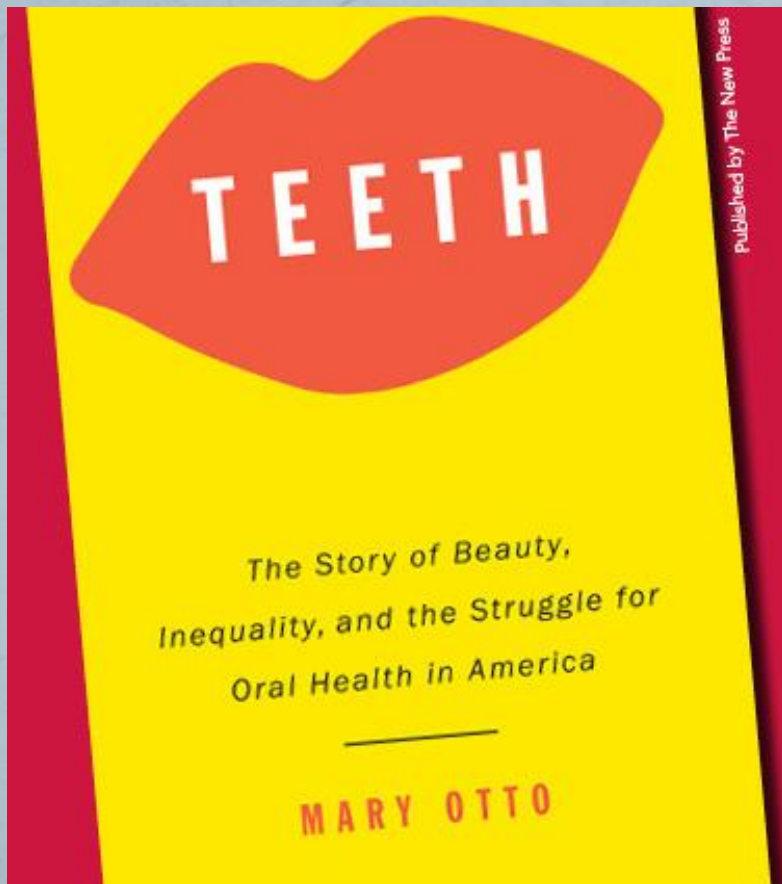
Source: FFY 2000-2015 CMS-416 reports, Lines 1, 1b, 12a, 12b, and 12c

Note: Data reflect updates as of 7/13/16. Ohio's data were excluded.

Teeth:

The Story of Beauty, Inequality, and the Struggle for Oral Health In America

by Mary Otto



“*Teeth* should be read by every policy maker and health professional who believes we can and must act to reduce the current barriers to dental care.” Louis W. Sullivan, U.S. Secretary of Health and Human Services, 1989-1993

“Mesmerizing and important. Mary Otto’s unflinching work on the miserable state of oral health in America gnaws at you like a toothache.” Congressman Jamie Raskin, D-MD

Challenges Remain

Disparities in Children's Oral Health

By race/ethnicity:

Percent of children ages 5 to 9 with untreated tooth decay ¹		
	1999-2002	2011-2012
Hispanic children	34.5%	24.5%
Black children	30%	24%
White children	19%	15%
-	1999	2014
AI/AN children, ages 2 to 5	68% ²	41% ³

Sources: ¹ADA Health Policy Institute, presentation at the National Child Health Policy Conference, February 2016;
²Indian Health Service, [Early Childhood Caries Collaborative webpage](#);

³Ricks, TL, Phipps, KR, Bruen, B. *The Indian Health Service Early Childhood Caries Collaborative: Five-year Summary*. Pediatric Dentistry, Vol. 37 No. 3, May/June 2015.

By household income:

Percent of children ages 5 to 9 with untreated tooth decay		
	1999-2002	2011-2012
<100% FPL	32.5%	25%
100%-199% FPL	30%	21.5%
200%-399% FPL	17.5%	15%
400%+ FPL	9.5%	Not available

Source: ADA Health Policy Institute, presentation at the National Child Health Policy Conference, February 2016.

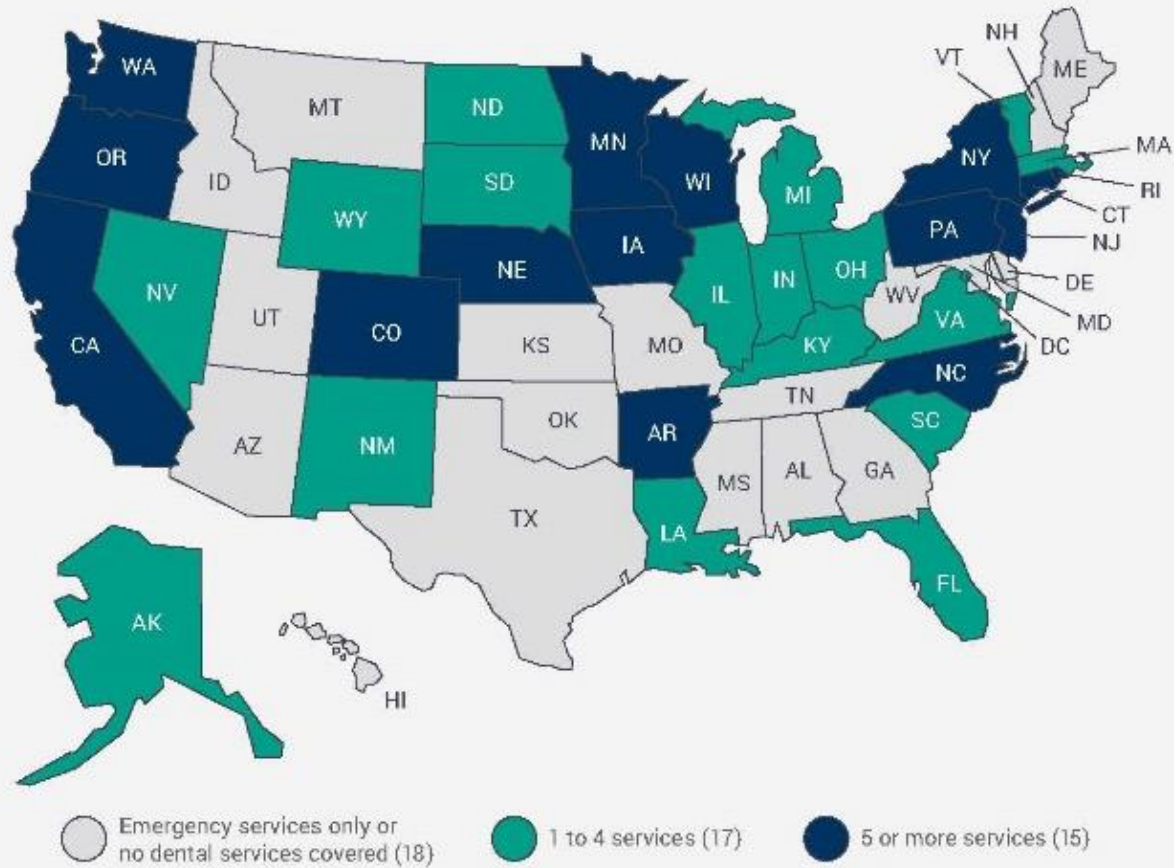
Many Low-Income Adults Lack Dental Benefits

- States have the *option* to cover dental benefits for adults on Medicaid.
- 47 states and the District of Columbia have elected this option.
- However, the scope of benefits varies widely.



Adult Dental Coverage Varies Widely

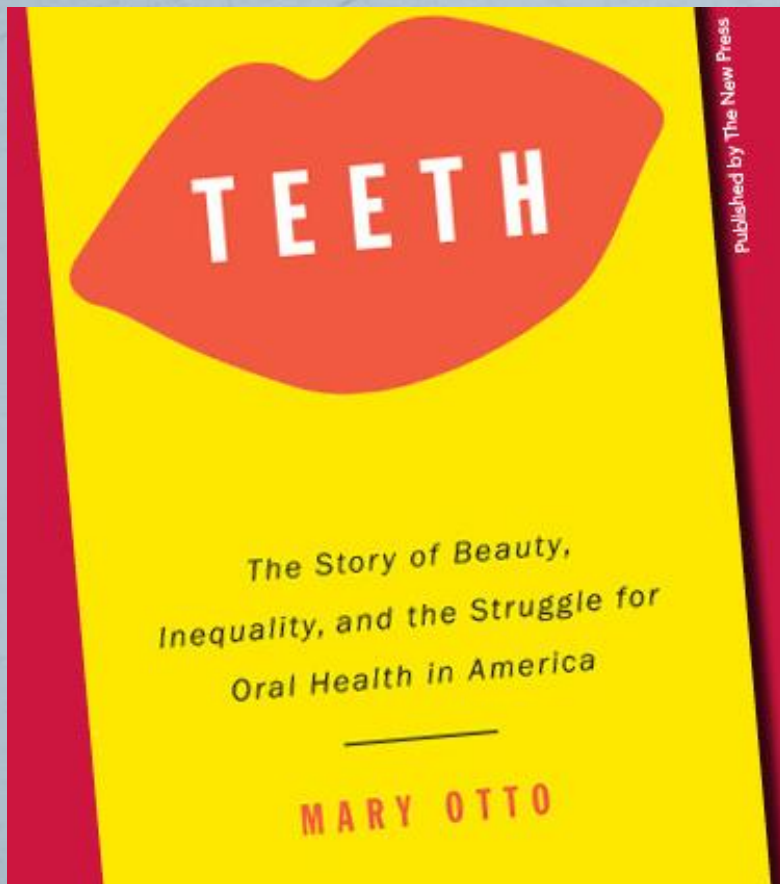
FIGURE 2-1. Medicaid Dental Benefits for Non-Pregnant, Non-Disabled Adults, 2015



Source: *Medicaid Coverage of Dental Benefits for Adults*, Medicaid and CHIP Payment and Access Commission, February 2015

Teeth:

The Story of Beauty, Inequality, and the
Struggle for Oral Health In America
by Mary Otto



“Here’s a book that will enlighten you, upset you, and give you hope. I highly recommend it.” Bob Herbert, op-ed columnist for the *New York Times*

“Teeth are no match for a life of poverty.” Mary Otto, *Teeth*

What You Can Do

Top 5 Ways to Make a Difference

- Welcome Medicaid patients into your practice
- Get involved in your state
- Get involved at the national level
- Stay up-to-date on scientific and clinical advances
- Support culture change in the dental profession

Questions?



Laurie J. Norris, JD

Former Senior Policy Advisor
for Oral Health

Centers for Medicare &
Medicaid Services (CMS)

lauriejnorris@gmail.com